

# POTTER'S


choice



Cone 5/6

Artist: Austin and Courtney Cook  
Glaze: PC-31 Oatmeal and PC-33 Iron Lustre  
[@theclayplant](#)





PC-1  
Saturation Metallic



PC-2  
Saturation Gold




PC-4  
Palladium




PC-9  
Vintage Gold



PC-10  
June Bug



PC-11  
Blue Spark



PC-12  
Blue Midnight



New!  
PC-13  
Serpentine Green



New!  
PC-14  
Lapis Flow



PC-15  
Satin Oribe



PC-16  
Purple Crystal




PC-17  
Honey Flux



New!  
PC-18  
Tuscan Blue



New!  
PC-19  
Moon River




PC-20  
Blue Rutile



PC-21  
Arctic Blue



PC-22  
Blue Stone



PC-23  
Indigo Float



PC-24  
Sapphire Float



PC-25  
Textured Turquoise



PC-26  
Blue Lagoon



PC-27  
Tourmaline



PC-28  
Frosted Turquoise



PC-29  
Deep Olive Speckle



PC-30  
Temmoku



PC-31  
Oatmeal



PC-32  
Albany Slip Brown



PC-33  
Iron Lustre



PC-34  
Light Sepia



PC-36  
Ironstone



PC-38  
Iron Yellow



PC-40  
True Celadon




PC-41  
Vert Lustre



PC-42  
Seaweed



PC-43  
Toasted Sage



PC-44  
Sage



PC-45  
Dark Green



PC-46  
Lustrous Jade



PC-47  
Emerald Falls



PC-48  
Art Deco Green



PC-49  
Frosted Melon



PC-52  
Deep Sienna Speckle



PC-53  
Ancient Jasper



PC-55  
Chun Plum



PC-56  
Ancient Copper



PC-57  
Smokey Merlot



PC-59  
Deep Firebrick



PC-61  
Textured Amber



PC-62  
Textured Amber Brown




PC-63  
Cosmic Tea Dust



PC-64  
Aventurine



PC-65  
Black Aventurine



PC-66  
Cosmic Oil Spot



PC-67  
River Rock




PC-68  
Golden Honey



New!  
PC-69  
Cosmic Gold Dust



PC-70  
Copper Red



PC-71  
Flambé



PC-72  
Fire & Ice



Conforms to  
ASTM D-4236



Conforms to  
ASTM D-4236



Conforms to  
ASTM D-4236



Layering



Food Safe

\*Except for  
PC-4  
Palladium  
and PC-64  
Aventurine

# the POTTER'S CHOICE ADVANTAGE

- Mid-fire reduction looks in oxidation
- Great for layering with other Potter's Choice glazes, AMACO Celadons, or AMACO Shino glazes
- Variety of colors and finishes
- Available in 16oz or 1gal liquid for brushing

## FAQ

**Apply to...** Cone 04 Bisqueware

**Fire to...** Cone 5 - Cone 6

**Food safe?** Yes. All Potter's Choice glazes hold a food safety status except PC-4 Palladium, PC-9 Vintage Gold and PC-64 Aventurine.

## CLAY

Clay body can affect your work just as heavily as glaze. Check out how PC-40 True Celadon shifts from clay body to clay body.



No. 11 A-Mix White Stoneware Clay



No. 38 White Stoneware Clay



No. 46 Buff Stoneware Clay



No. 48 Stoneware Body with Grog



No. 480 Stoneware Body without Grog



No. 58 Warm Brown Stoneware Clay



No. 77 Terra Cotta Stoneware Clay

## TURN UP THE HEAT

Potter's Choice glazes remain stable beyond Cone 6. Look below or head to [www.amaco.com/pc](http://www.amaco.com/pc) to see all the interesting results achieved at Cone 10.



PC-2 Saturation Gold




PC-20 Blue Rutile



PC-21 Arctic Blue



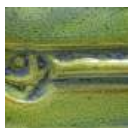
PC-23 Indigo Float



PC-25 Textured Turquoise



PC-27 Tourmaline



PC-28 Frosted Turquoise



PC-30 Temmoku



PC-32 Albany Slip Brown



PC-33 Iron Lustre



PC-34 Light Sepia




PC-42 Seaweed



PC-43 Toasted Sage




PC-48 Art Deco Green



PC-52 Deep Sienna Speckle



PC-55 Chun Plum



PC-61 Textured Amber



PC-62 Textured Amber Brown

# LAYERING

Head to [www.amaco.com/layering](http://www.amaco.com/layering) for specs and to check out tons of other layering combinations!

## Potter's Choice over Potter's Choice

PC-21  
Oatmeal  
over  
PC-33  
Iron Lustre



PC-41  
Vert Lustre  
over  
PC-57  
Smokey  
Merlot



## Potter's Choice over Celadon

PC-57  
Smokey  
Merlot  
over  
C-1  
Obsidian



PC-21  
Arctic  
Blue  
over  
C-20  
Cobalt



## Potter's Choice over Shino

PC-27  
Tourmaline  
over  
SH-12  
Chai  
Matte



PC-61  
Textured  
Amber  
over  
SH-41  
Oolong  
Gloss



## Not getting the results you expected?

If your Potter's Choice pieces aren't turning out quite like ours, chances are you still aren't applying the glaze thick enough, especially when layering glazes. Everyone applies glaze differently, and a heavy hand for one person may be light for another. Go to [www.amaco.com/how\\_tos](http://www.amaco.com/how_tos) and check out our "Brushing on Glazes" video to see how we achieve our results.



Glazing with Potters Choice

## get INSPIRED



Visit our 5/6 Exchange page at [Facebook.com/groups/potterschoiceex](https://www.facebook.com/groups/potterschoiceex) to find inspiration, share results, and discuss with other AMACO customers!

# APPLICATION

Most Potter's Choice Glazes benefit from a heavy-handed application. Below are just a few of the PC glazes with examples showing 1 coat, 2 coats, and 3 coats all fired to Cone 5.

PC-20  
Blue Rutile



PC-25  
Textured  
Turquoise



PC-33  
Iron Lustre



PC-34  
Light Sepia



PC-42  
Seaweed



PC-53  
Ancient  
Jasper



Questions? Call (800) 374-1600